



Disney Family VBS
(Vacation Bible Spectacular)
Leaders Handbook

WELCOME

Hello Family VBS leader and welcome to "Changed By Christ," a Disney-themed Family Vacation Bible Spectacular!

Why *Spectacular* instead of *School*? There are two reasons. First, the word *school* can be a turn-off since children don't want to go to school during their summer vacation. Second, this Family VBS is different from traditional VBS. It is a rally style event with attendee participation instead of the traditional large group-small group format. There are no age or grade-based groups and no rotation stations. It is not a drop-off event. It is a family event and children must be accompanied at all times by a parent or guardian or whichever adult brought them. It is only one hour after all.

If your attendees are from a bus ministry, this is your opportunity to invite their families, but not an opportunity to turn them away if an adult isn't with them. In those instances, you can put children in small groups with a leader or two from your ministry or church that can invest in their lives for that week. There are no small group rotations, but their small group can sit and participate together. The leaders can also keep an eye out on them for safety issues.

This Family VBS is easy to customize. Look for this symbol to find tips and ways to customize an element. By customizing different elements, you can scale this VBS up or down according to your needs, church or community culture, resources, or number of volunteers.



The idea behind this Family VBS is to use familiar Disney characters and their stories of change to show families how they can also be "Changed by Christ." It also seeks to fit into the busy summer schedules of most families.

By the way, you will notice that I use the word *attendees* instead of *audience* because I want to stress the importance of participation! If you have any questions, please send me an email at angela@kidmintogether.com.

Blessings,
Angela of kidmintogether.com

kidmin
TOGETHER

LEGALITIES AND CAUTION

You would be right in worrying about the legalities of using the intellectual property of Disney (this includes their music and characters). Your best course of action is to seek legal advice from an attorney since I am not a legal expert and the advice here should not be taken or understood as legal advice. It's simply research and I'll share with you what I found as a starting point.

How to Legally Use Disney

1. Ask for permission.

You can visit www.disneystudiolicensing.com to find information on how to ask Disney for permission to use their intellectual property. There are different departments to ask permission from and it takes a long time to hear back from them. Give yourself ample time to do this.

2. Fair Use

Fair Use refers to some limited circumstances where you can reproduce a sample of or make references to a protected character without Disney's permission. This includes educational purposes, which is how this Family VBS uses the characters.

3. Transformative Use

Transformative Use is when you change or transform a character enough that it isn't identical but derivative of the original character.

4. Public Performance License

There are different companies through which you can purchase a license to use copyrighted music and videos in public performances.

Stage Production License

Usually, you would need a license to produce and perform stage productions, but not with this Family VBS because I'm providing it to you for free and I do encourage you to customize elements of it to suit your particular needs. However, you would still need to follow the legal ways to use copyrighted materials from Disney or other artists (such as with praise and worship songs).

Costumes

One of the Fair Use ways of using copyrighted characters is through cosplay (costume play) for nonprofit use (which means, you don't charge others to use or enjoy it). It can also fall under Transformative Use if the costume is different enough from the original work.

Nonprofits

If your church has a nonprofit status and you don't charge ticket or registration fees for your VBS, it can be tempting to believe you won't get in trouble for using copyrighted materials. This is not the case. You should still seek to go about legally using copyrighted materials. If you've done all you can legally, but are still worried, seek the advice of an attorney or legal expert.

A Last Note

Don't let the legalities steer or scare you away. Do the right thing legally, making sure you get the right permissions or licenses, or you do things under the Fair Use and Transformative Use laws. Then have fun and enjoy it!

OVERVIEW

THEME BIBLE VERSE:

"Therefore if anyone is in Christ, the new creation has come. The old has gone, the new is here!"
2 Corinthians 5:17 (NIV)



JumpStart3 song: 2 Corinthians 5:17

View it on YouTube: youtube.com/watch?v=slcFiSaMejM

Buy it on: jumpstart3.com/product/2-corinthians-517

DAILY FOCUS

Day 1: Changed by Friendship

Day 2: Changed by Love

Day 3: Changed by the Cross

Day 4: Changed by His Power

Day 5: Changed by His Purpose

DAILY SCRIPTURE

Day 1: Luke 5:17-26, John 15:15

Day 2: Acts 9:1-19

Day 3: Luke 15:11-24

Day 4: Acts 2:1-4, 4:31

Day 5: Matthew 28:19-20

DAILY DISNEY CHARACTER/SONG


Day 1: Toy Story "Friend In Me"

Day 2: Beauty and the Beast "Tale As Old As Time" and "Be Our Guest" Descendants version

Day 3: Lion King "Hakuna Matata" and Tangled "I See The Light"

Day 4: Frozen "Let It Go"

Day 5: Moana "How Far I'll Go"



Make It Fun! Make each day a Dress Up Day (also known as Spirit Days) where everyone comes dressed in Disney costumes. Announce the Daily Disney Characters ahead of time and give reminders throughout Family VBS so attendees can match with the songs.

DAILY VIDEO

Day 1: I Am Changed by Friendship

Day 2: I Am Changed by Love

Day 3: I Am Changed by the Cross

Day 4: I Am Changed by His Power

Day 5: I Am Changed by His Purpose

Look It Up!
Go on YouTube and
search for "I Am
Second" videos.
This is the style of
the Daily Videos.

Customize It!

Make your own
Daily Videos by
interviewing people in your
congregation using the
interview questions included
in the handbook.



OVERVIEW

OPTIONAL DAILY TAKE-HOME FAMILY BAG

Family Bags contain a family devotion and small object lesson or craft that reinforces the Daily Focus. You can also include little announcements or reminders. This is optional and can appease those who miss the craft rotation station of traditional VBS. It also keeps the conversation going at home!

Day	Family Devotion	Object Lesson or Craft
1	Good Samaritan	Water Bottle Labels
2	Birth of Jesus	Love Notes
3	John 3:16	Sticky Cross
4	Parable of the Talents	Pipe Cleaner Creations
5	Jeremiah 29:11	Wordless Bead Bracelets

SONGS

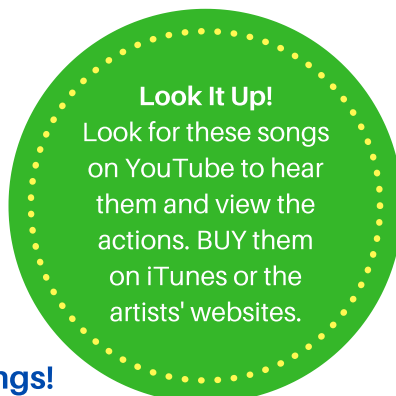
"2 Corinthians 5:17" by JumpStart3

"Amen" by The Lads

"Super Wonderful God" by Yancy

"Good Good Father" by Zealand Worship

"Tell The World" by North Point Kids



Customize It! Pick your own songs!

Along with the Disney songs we sang each day, we sang praise and worship songs. Use praise and worship songs your kids and families are familiar with along with one or two new ones. Even the theme song can be changed since there are different songs on 2 Corinthians 5:17. Just remember to purchase the songs from the artists to support their ministry.

DAILY LINEUP (with sample time table)

This is a one-hour VBS. You can provide light refreshments at the end, or a meal in the beginning (it's a good outreach idea!). The sample time table below is for 7:30-8:30 pm. A night Family VBS accommodates work schedules, summer schools/sports/clubs, and ride availability.

15 minutes: High energy opening and songs (7:30-7:45)

5 minutes: Welcome and brief announcements (7:45-7:50)

10 minutes: Attendee participation Bible Story (7:50-8:00)

10 minutes: "I Am Changed" Daily Video (8:00-8:10)

10 minutes: Attendee participation Family Game (8:10-8:20)

5-10 minutes: Closing (8:20-8:30)

Optional: 15 minutes: light Refreshments, hand out Family Bags, fellowship to connect with new families and guests, take pictures, take lots of pictures

OVERVIEW

TEAM MEMBER ROLES

Welcome team: They will greet attendees, usher them to seats, answer questions, send them home with an invitation for the next night, and hand out Family Bags.

Cast (music & drama): they will lead attendees in singing praise, worship, and Disney songs. They will dress up, sing, dance, and act. They will help the Bible Storyteller with attendee participation.

Media team: They will run the media booth and make sure every tech (mics, videos, music, projectors, lights, etc) works flawlessly. They will also create the Daily Videos.

Emcee Host: This person welcomes attendees, makes short announcements, connects the Daily Focus/Bible Story/Disney character, and helps with transitions.

Bible Storyteller: This person tells the Bible story in an engaging and clear way with the help of the Cast.

Game Team: They prepare and execute the Family Game in an exciting and inclusive way. They will also hand out and collect the Mickey Cards.



Customize It! You can modify the Team Member Roles based on how many volunteers you have by expanding or eliminating or consolidating different roles. For example: the Emcee Host can also be the Bible Storyteller. The Welcome Team can also be the Game Team.

MICKEY CARDS

MICKEY CARDS

Mickey Cards are Connection Cards that act as raffle tickets. They will collect attendees' contact information plus their answer to a question. There is a different Mickey Card everyday. Hand them out and collect them on the same day, and use them as raffle tickets for big prizes on the last day.

These cards will also help you get the contact information of the attendees, which will be useful in following up with them and inviting them to future events. Here are the different questions on the Mickey Cards.



You can customize these cards by making up your own questions.

Day 1: Who is your best friend?

(When you invite them to a future event, you can use this information. IE: Hi Nia! Thanks for attending our Family VBS! We're having a Game Night next month. Won't you come and join us? Don't forget to invite your bff, Jenny, to come too!)

Day 2: What is your favorite hobby?

(This information can give you ideas of future events. IE: If you have a lot of people who love basketball, why not have a tournament?)

Day 3: Have you accepted Jesus as your Savior?

(This will show you how to share the Gospel with them and what they might need spiritually).

Day 4: What is your special talent?

(Want to know who you might recruit as a volunteer and in what capacity? This is a sneaky but fun question, isn't it?!?)

Day 5: How can we help you?

(Now you know how to best reach out to them!)

Day 1

Who is your best friend?

Your Full Name:

Your Email:

Who is your best friend?

Your Full Name:

Your Email:

Who is your best friend?

Your Full Name:

Your Email:

Who is your best friend?

Your Full Name:

Your Email:

Day 2

<p>What is your favorite hobby?</p> <p>_____</p> <p>_____</p> <p>_____</p>	<p>Your Full Name:</p> <p>_____</p> <p>_____</p> <p>_____</p>	<p>Your Email:</p> <p>_____</p> <p>_____</p> <p>_____</p>	<p>What is your favorite hobby?</p> <p>_____</p> <p>_____</p> <p>_____</p>	<p>Your Full Name:</p> <p>_____</p> <p>_____</p> <p>_____</p>	<p>Your Email:</p> <p>_____</p> <p>_____</p> <p>_____</p>
<p>What is your favorite hobby?</p> <p>_____</p> <p>_____</p> <p>_____</p>	<p>Your Full Name:</p> <p>_____</p> <p>_____</p> <p>_____</p>	<p>Your Email:</p> <p>_____</p> <p>_____</p> <p>_____</p>	<p>What is your favorite hobby?</p> <p>_____</p> <p>_____</p> <p>_____</p>	<p>Your Full Name:</p> <p>_____</p> <p>_____</p> <p>_____</p>	<p>Your Email:</p> <p>_____</p> <p>_____</p> <p>_____</p>

Day 3

Have you accepted Jesus
as your Savior?

Your Full Name:

Your Email:

Have you accepted Jesus
as your Savior?

Your Full Name:

Your Email:

Have you accepted Jesus
as your Savior?

Your Full Name:

Your Email:

Have you accepted Jesus
as your Savior?

Your Full Name:

Your Email:

Day 4

What's your special talent?

Your Full Name:

Your Email:

What's your special talent?

Your Full Name:

Your Email:

What's your special talent?

Your Full Name:

Your Email:

What's your special talent?

Your Full Name:

Your Email:

Day 5

How can we help you?

Your Full Name:

Your Email:

How can we help you?

Your Full Name:

Your Email:

How can we help you?

Your Full Name:

Your Email:

How can we help you?

Your Full Name:

Your Email:

Day 1: CHANGED BY FRIENDSHIP

DAY 1 OVERVIEW

Daily Focus: Changed by Friendship

Daily Scripture: Luke 5:17-26; John 15:15

Daily Disney Character/Song: Toy Story "You've Got A Friend In Me"

Daily Video: I Am Changed by Friendship

Cast costumes: Toy Story characters

OPENING by CAST

Open with Toy Story Woody/Jesse singing the first verse of "You've Got a Friend in Me." You can start with dark or low lighting with a spotlight.

Woody/Jesse:

You've got a friend in me. You've got a friend in me.
When the road looks rough ahead, and you're miles and miles
From your nice warm bed. You just remember what your old pal said
Boy, you've got a friend in me. Yeah, you've got a friend in me.

Woody/Jesse [to attendee]:

Oh howdy folks! Name's [Woody/Jesse] and --

Voice Off-Stage:

Andy's coming!



Pick any character!

It doesn't have to be Woody or Jesse here, but any Toy Story character like Buzz or Rex. Remember to change the way they talk.

Woody/Jesse falls on the floor unmoving, waits a few seconds, gets up:

Well now, who did that?!? Ah, no matter. Andy's all grown up. I almost forgot 'cause he's my friend. In fact, he's a true friend to all us toys, and when somebody's a true friend, ya'll never forget 'em. That's why I'm mighty glad ya'll here because this week, we're going to make some true friends!

SONGS by CAST

Have Toy Story Woody/Jesse hype up the attendees and invite them to stand up and follow along with the songs and dances as the Cast enters the stage, the lights go up, and music starts.

Woody/Jesse might say:

Ya'll ready for that? I can't hear 'ya! Are ya'll ready to make some friends? Well, alrighty then! Get on up, c'mon now! Follow along and welcome to Family Vacation Bible Spectacular! This week we're going to be --

Cast altogether:

Changed By Christ!

Day 1: CHANGED BY FRIENDSHIP

Song lineup (keep encouraging the attendees to sing and dance with you)

1. "2 Corinthians 5:17"
2. "Super Wonderful"
(You can get one boy and one girl to go up on stage, give them capes, and have them dance with you)
3. "Amen"
4. "Good Good Father"
(You can tell the attendees you'll slow it down and encourage them to worship God)
5. "You've Got A Friend In Me" (encourage the attendees to sing along with you)



Choose your own music! Remember, you can change the music! The Disney songs we use fit well with the Daily Focus and is in the corresponding movies. But you can change the praise and worship songs or even change up the lyrics of the Disney songs.

WELCOME by EMCEE HOST

Welcome to Family Vacation Bible Spectacular! My name is [name] and I'm so excited to be here with you this week! Are you excited to be here? Make some noise!

Hey, really quick. Have you filled out and turned in your Mickey Cards? These Mickey Cards are also our raffle cards, so if you want to win the big prizes we'll give away on the last day, make sure you fill one of these up everyday this week and give them back to us!

Wow, I'm looking at all of you here and I see that some of you came dressed up! Can I get all of you who dressed up to stand up? Let's give these folks a round of applause! Tomorrow's Dress Up Day is Beauty and the Beast so let's all get creative and dress up!

This week we'll have different Dress Up Days and different Disney stories about change. Our Family VBS theme is Changed by Christ. This week's memory verse in 2 Corinthians 5:17 says, "Therefore if anyone is in Christ, the new creation has come. The old has gone, the new is here!" Jesus Christ changes us!

Earlier, Woody/Jesse from Toy Story told us how he/she was changed by the friendship of Andy. If you have a friend that changed your life for the better, shout, "Whoop! Whoop!" Awesome! Me too!

There's also a man in the Bible who was changed by friendship. Let's find out his story.



Customize It! You don't need to follow this script. You can also use this time to collect offering, give a challenge, etc. It's up to you, but don't make it long. You only have one hour!

Day 1: CHANGED BY FRIENDSHIP

BIBLE STORY by BIBLE STORYTELLER

Children LOVE to volunteer for things, especially up on a stage. This is an attendee-participation Bible Story. Get some volunteers from the attendees, but don't tell them what for. The volunteers will improv-act out the Bible story as the Bible Storyteller tells it. The Bible Storyteller can read the Scripture verbatim or paraphrase it, but make sure it's done in an engaging way. The Cast will help by preparing the volunteers, by giving them a prop or costume, and helping them improv-act their parts by acting alongside them.

Scripture: Luke 5:17-26; John 15:15

Volunteers Needed: 1-6

1. One Paralyzed Man (required)
2. Four Friends (optional)
3. One Jesus (optional)



Tell it differently!

Do you have a favorite way of telling the Bible story that fits better with your attendees? Use it! The best way to tell the Bible story is the way that best reaches hearts and changes lives.

If you lack volunteers, the Cast can step in. You can also use one volunteer for a stylized drama.

Bible Storyteller [to attendees after getting the volunteers]:

While our Cast gets our brave volunteers ready, our Bible story today comes from Luke 5:17-26. This is the story of a paralyzed man, and our brave, brave volunteers are going to act it out for us. Are you ready?

You can read straight from the Bible or use a paraphrase of the Scripture. As you read, the volunteers act.

Bible Storyteller [after the improv-act]:

Let's give our brave and talented volunteers a round of applause! They were awesome in showing us how a man was healed because his friends took him to Jesus. He was changed by friendship! We can read in the Bible, in John 15:15, that Jesus said, "I call you friends." You! Me! We're friends with Jesus! That's amazing! And His friendship changes us even when we don't know it. Let's watch a video about how other people were changed by friendship.

DAILY VIDEO by EMCEE HOST

Transition right into the video after the Bible Storyteller's part. After showing the video, the Emcee Host will share a few words.

Emcee Host:

It's amazing how they were changed by their friendship with each other and with Jesus! Have you ever been changed by a friend? If you have, let me hear a, "Whoop! Whoop!" Yeah! Me too! Hey, that reminds me of a game!

Day 1: CHANGED BY FRIENDSHIP

FAMILY GAME by GAME TEAM

Game: That's Me!

Pick some volunteers to say a fun fact about themselves. If that fun fact applies to anyone in the attendees, they jump up and shout, "That's me!"

Game Team Member 1:

Did someone say game?



Not enough volunteers?

Combine Team Member Roles. One person can run this game. Two Game Team Members add a playful rapport.

Game Team Member 2:

We love games! Do you love games? Yeah! We love playing games with our friends. Let's do that now!

Game Team Member 1:

Wait! What if they're [gesture to the attendees] not friends?

Game Team Members: *exaggerated gasp*

Game Team Member 2:

I know! Let's play That's Me! We need volunteers! 5 kids and 5 adults!

Game Team Member 1 picks volunteers, lines them up on stage (alternating kid and adult), and tells them to think of one fun fact about themselves. Meanwhile, Game Team Member 2 explains to the attendees the game.

Game Team Member 2:

That's Me is really easy to play. Have any of you been changed by friendship? Yeah? Great! Friends have a way of making life more fun! So we're going to play a game to get to know each other. When we get to know each other, we can become friends!

Our awesome volunteers are going to tell us one fun fact about themselves. If that fun fact is about you, too, you jump up and shout, "That's me!" Let's try it. I'll start. I like chocolate! If that's you, too, jump up and shout, "That's me!" Awesome! You got it! Let's play!

[After the volunteers have all gotten a turn]:

You all did great! And now you know some things about each other. Let's do one more. Ready? Jump up and shout at the top of your lungs if this is you, too. Ready....I...love Jesus!

Day 1: CHANGED BY FRIENDSHIP

CLOSING by EMCEE HOST & CAST

Emcee Host:

And Jesus loves you, too! He loves us so much He calls you and me His friends! Can you imagine being friends with Jesus? That's what we are! 2 Corinthians 5:1 says, "Therefore if anyone is in Christ, the new creation has come. The old has gone, the new is here!"

It means, we are Changed by Christ, Jesus Christ! Today we learned that we are changed by friendship. Our friends changes us. We change our friends. And Jesus, our very BEST friend, changes us too just like He healed and changed the man who can't walk.

Stand up and sing and dance with us!

Have the cast come out excitedly and encourage the attendees to sing and dance with them. If it's possible, you can have those who came in dressed up to join them in the front.

Song lineup:

1. "2 Corinthians 5:17"
2. "You've Got a Friend In Me"

Cast Member:

Thank you for coming to Day 1 of Family Vacation Bible Spectacular! Don't forget to pick up a Family Bag and we'll see you tomorrow for Day 2! It's going to Beauty and the Beast! Come be our guest! Goodnight everyone!

Day 2: CHANGED BY LOVE

DAY 2 OVERVIEW

Daily Focus: Changed by Love

Daily Scripture: Acts 9:1-19

Daily Disney Character/Song: Beauty and the Beast "Tale As Old As Time" and "Be Our Guest" Descendants version

Daily Video: I Am Changed by Love

Cast costumes: Beauty and the Beast characters

OPENING by CAST

Cast Member:

Welcome to Day 2 of Family Vacation Bible Spectacular! Won't you be our guest?

Song: "Be Our Guest" Descendants Version

Cast Member:

We're so excited you're here! Stand up, sing, and dance with us!

Song lineup:

1. "2 Corinthians 5:17"
2. "Super Wonderful"
3. "Amen"
4. "Good Good Father"
5. "Tale As Old As Time"

WELCOME by EMCEE HOST

How is everyone doing tonight? I see some of you came dressed up! How 'bout you stand up and let's give them a round of applause. You all look great, and we're so excited for Day 2 of Family Vacation Bible Spectacular!

But wait. We have new Mickey Cards today with a new question on it. Did you fill one out? Remember, to give them back to us and we'll draw winners on Day 5.

We are so happy to see you tonight here at Family VBS where we are learning that we are Changed by Christ. Yesterday, we learned how we are changed by friendship. Tonight, we will learn how we are changed by love.



Customize It! You don't need to follow this script. You can also use this time to collect offering, give a challenge, etc. It's up to you!

Day 2: CHANGED BY LOVE

BIBLE STORY BY BIBLE STORYTELLER

Bible Storyteller:

That's right! Did you know there's a Beast in the Bible? Like Beast, this man thought he knew what was best but he was wrong. Like the Beast, he was changed into something he didn't like because he had to learn a lesson. And like the Beast, he was changed into something better because of love. Who is this man? His name was Saul and I need some volunteers to help me tell his story!

Scripture: Acts 9:1-19

Volunteers Needed: 1-3

1. One Saul/Paul (required)
2. One Jesus (optional)
3. One Ananias (optional)

The Cast helps volunteers with props, costumes, and by acting alongside them.

Bible Storyteller [to attendees after getting the volunteers]:

Our Bible story today comes from Acts 9:1-19. This is the story of a man named Saul and how he became known as Paul. Volunteers, are you ready?

Read the Scripture straight from the Bible or use a paraphrase.

Bible Storyteller [after the improv-act]:

Let's give our brave and talented volunteers a round of applause! They were awesome in showing us the story of Saul. Saul was a beast, but Jesus changed him for the better because He loved Saul and wanted him to do the right thing.

Saul didn't turn into an actual beast, but he was blinded until he learned his lesson. Then he changed again, into something better. Saul became Paul. He had a name change and everything! Did you know the Beast in Beauty and the Beast was a prince? Does anyone know his name? Shout it out if you know it! His name is Adam!

When Saul became Paul, he went to many places telling the people about Jesus! He also wrote a lot of the books in the Bible! He was definitely changed by love. Let's hear from two people also changed by love.

Day 2: CHANGED BY LOVE

DAILY VIDEO BY EMCEE HOST

Transition right into the video after the Bible Storyteller's part. After showing the video, the Emcee Host will share a few words.

Emcee Host:

It's amazing how they were changed by God's love, and how romantic how they were changed by their love for each other. You know, we have some married couples here tonight. I'm sure you have stories of how you were changed by love, too.

FAMILY GAME BY GAME TEAM

Game: Your Best Dance Move

It's a couple dance off! Pick 3 married couples to slow dance to a few verses of "Tale As Old As Time." They can waltz or get creative. Pick a winner by round of applause.

Game Team Member 1:

Ooh, did you say there were married couples here tonight?

Game Team Member 2:

Where are the married *couples*? *Stand up!*

Pick 3 married couples to play a game.

Game Team Member 1:

Let's give them a round of applause because they're going to play our game called "Your Best Dance Move!" It's really easy to play. We're all going to sing, and you'll dance. Ready?

Play "Tale As Old As Time" and/or project the lyrics so the attendees can sing along, and have the couples dance. Then, pick a winner by round of applause. Hand out small prizes or ribbons.

Game Team Member 2:

You were all great! Let's give them all another round of applause! Okay, you may sit down except for our winning couple. We want to put you in the spotlight.

Day 2: CHANGED BY LOVE

Ask the winning couple some questions like:

1. How long have you been married?
2. How did you meet?
3. How has love changed you?
4. Do you have any children here tonight?
5. How has loving your kids changed you?



Change the questions!

If you know the couple, you can even tailor the questions to them.

Game Team Member 1:

Aww! Another round of applause for our winning couple!

CLOSING BY EMCEE HOST & CAST

Emcee Host:

That was so sweet! They were changed by love. Beast was changed by love. Saul was changed by love. He became Paul. Do you know who else was changed by love? The Bible says in John 3:16 that God so LOVED the world that He sent His only Son - that's Jesus! Jesus came down from heaven to earth as a baby. He was changed by God's love for you and me!

The Bible also says that if Jesus is our Savior, we are changed too! Our Family VBS verse is 2 Corinthians 5:17, "Therefore if anyone is in Christ, a new creation has come. The old has gone, the new is here!" Jesus loves you! And if you love Jesus, you are a new creation! C'mon everyone, stand up and sing with us!

Have the Cast come out excitedly and encourage the attendees to sing and dance with them. If it's possible, you can have those who came dressed up to join the Cast in the front.

Song lineup:

1. "2 Corinthians 5:17"
2. "Tale As Old As Time"
3. "Be Our Guest" (if you have time, and you can also play the original version if you wish)

Cast Member:

Thank you for coming to Day 2 of Family Vacation Bible Spectacular! Don't forget to pick up a Family Bag and we'll see you tomorrow for Day 3! We're dressing up in Lion King and Tangled. Dress up with us! Goodnight everyone!

Day 3: CHANGED BY THE CROSS

DAY 3 OVERVIEW

Daily Focus: Changed by the Cross

Daily Scripture: Luke 15:11-24

Daily Disney Character/Song: The Lion King "Hakuna Matata" and Tangled "I See The Light"

Daily Video: I Am Changed by the Cross

Cast costumes: The Lion King and Tangled characters

Day 3 uses both The Lion King and Tangled to compare the themes of "Hakuna Matata" and "I See The Light." The first relates to our prodigal life, while the second relates to our life with Jesus, who is Light in our darkness.

OPENING BY CAST

Cast Member:

Welcome to Day 3 of Family Vacation Bible Spectacular! Tonight, we have no worries! Get up and sing and dance with us!

Song lineup:

1. "Hakuna Matata"
2. "2 Corinthians 5:17"
3. "Super Wonderful"
4. "Amen"
5. "Good Good Father"
6. "I See The Light"

WELCOME BY EMCEE HOST

Good evening everyone! How are you tonight? Welcome to Day 3 of Family Vacation Bible Spectacular. Don't forget to fill out the new Mickey Cards and get them back to us! Remember, they're also raffle tickets for Day 5!

I'm so excited to be here. We've been learning that we are Changed by Christ. On Day 1, we learned that we are changed by friendship. On Day 2, we are changed by love. Tonight, we're going to learn that we are changed by the Cross.

That's right! Tonight, we sang "Hakuna Matata." Does anyone know what movie that song is from? Shout it out! Yes, it's from the Lion King. Hakuna Matata is a wonderful phrase that means...? Who knows what it means? That's right, it means no worries! Wouldn't it be nice to have no worries whatsoever? You can just go where you like and do what you like. Hakuna Matata.



Customize It! You don't need to follow this script. You can also use this time to collect offering, give a challenge, etc. It's up to you!

Day 3: CHANGED BY THE CROSS

BIBLE STORY BY BIBLE STORYTELLER

Bible Storyteller:

Actually, Hakuna Matata is NOT a good motto to live by. We can't escape the worries and bad stuff of life. In the Lion King, Simba had to go back and face all his troubles. There's a man in the Bible who had to do the same thing. Let's get some volunteers to help me out tonight.

Scripture: Luke 15:11-24

Volunteers Needed: 1-2

1. One Prodigal Son (required)
2. One Father (optional)

The Cast help volunteers with props, costumes, and by acting alongside them.

Bible Storyteller [to attendees after getting the volunteers]:

Our Bible story today comes from Luke 15:11-24. This is a story that Jesus told the people a long time ago, but I'm sure they didn't act it out like our volunteers will tonight! Ready?

Read or paraphrase Luke 15:11-24 while the Cast helps the volunteers act.

Bible Storyteller [after the improv-act]:

I love the story of the prodigal son because we are all like him. We want to live the Hakuna Matata life, but we can't run away from worries. Simba couldn't run away from worries. The Prodigal Son couldn't run away from his worries. They had to face it, and when they did, things were better!

Do you know who else thought he can just live the Hakuna Matata life? Flynn Rider! He thought he can steal Rapunzel's crown and live with no worries, but things went bad until he saw the light.

The Prodigal Son also saw the light, went back home to apologize, and his dad gave him a party! Tonight is about being Changed by the Cross. Let's watch this video.

DAILY VIDEO BY EMCEE HOST

Transition right into the video after the Bible Storyteller's part. After showing the video, the Emcee Host will share a few words.



Switch it up. Instead of the Emcee Host, a Cast character (like Rapunzel) can do this part.

Day 3: CHANGED BY THE CROSS

Emcee Host:

Jesus is our light. The Bible tells us how God loves us so much, Jesus died on the cross as payment for our sins. But He's so powerful that in 3 days, He resurrected! He's more powerful than death, and He wants to give us eternal life with Him. All we have to do, is see the light.

Would you pray with us? (You can play soft music during the prayer)

God, please forgive me, a sinner. I believe You sent Jesus, your Son, to save me from my sins. I put my faith in You, Jesus. Please be my Savior and Lord. Be the light of my life. Help me to follow Your ways every day of my life. In Jesus' name, Amen.

Did you pray with all your heart? Awesome! Do you know what that means? It means you're Changed by Christ! You're a new creation! The old you is gone! You're brand new! Sing with us!

No Game? Yes, there's no game for Day 3 for a couple of reasons.

First is to give you time to extend the call to salvation or make it an altar call if you wish. Second, a shorter VBS in the middle of the week is like a breather for both your team and the attendees.

CLOSING BY EMCEE HOST & CAST

Have the Cast come out excitedly and encourage the attendees to sing and dance with them. If it's possible, you can have those who came in dressed up to join them in the front.

Song lineup:

1. "2 Corinthians 5:17"
2. "I See The Light"
3. "Hakuna Matata" (if you have time)

Cast Member:

Thank you for coming to Day 3 of Family Vacation Bible Spectacular! Don't forget to pick up a Family Bag and we'll see you tomorrow for Day 4! We're going to have a Frozen night! Goodnight everyone!

Day 4: CHANGED BY HIS POWER

DAY 4 OVERVIEW

Daily Focus: Changed by His Power

Daily Scripture: Acts 2:1-4, 4:31

Daily Disney Character/Song: Frozen "Let It Go"

Daily Video: I Am Changed by His Power

Cast costumes: Frozen characters

OPENING BY CAST

Important! Collect the Day 4 Mickey Cards with the question "What's your special talent" on them because you will use them for today's game.

Cast Member:

Welcome to Day 4 of Family Vacation Bible Spectacular! We're so glad you're here! Get up and sing and dance with us!

Song lineup:

1. "2 Corinthians 5:17"
2. "Super Wonderful"
3. "Amen"
4. "Good Good Father"
5. "Let It Go"

WELCOME BY EMCEE HOST

Good evening everyone! How are you tonight? Welcome to Day 4 of Family Vacation Bible Spectacular. Don't forget to fill out the new Mickey Cards and get them back to us! Tomorrow, we'll draw winners for our awesome prizes!

I'm so excited to be here. We're going to show you another way we are Changed by Christ. Do you remember the last three ways Jesus changes us? We are changed by friendship, by love, and by the cross!

Tonight, we'll change like Queen Elsa. How did she change? That's right, she used her powers! She made an ice castle and had a costume change. Did you know the Bible says we have powers, too? Maybe if we concentrate hard enough, we can have an epic costume change. Let's try it, ready?



Customize It! You don't need to follow this script. You can also use this time to collect offering, give a challenge, etc. It's up to you! **WOW THEM:** If you can pull off a quick-change costume, add some fog or fake snow and wow your families!

Day 4: CHANGED BY HIS POWER

BIBLE STORY BY BIBLE STORYTELLER

Bible Storyteller:

The Bible does say we have powers, but it's not that kind of power. We can't make it snow or fly, but we have power and I'm going to need volunteers to help me tell you what those powers are.

Scripture: Acts 2:1-4, 4:31

The Cast help volunteers with props, costumes, and by acting alongside them.

Volunteers Needed: 2-5

1. One Holy Spirit in form of flames, hold a cardboard cut-out (required)
2. One to Four Disciple (one required, three optional)

Bible Storyteller [to attendees after getting the volunteers]:

Our Bible story today comes from Acts 2:1-4 and 4:31. Our story happened after Jesus went to heaven and told His followers to wait for Someone awesome.

Read or Paraphrase Acts 2:1-4, 4:31 while the Cast help the volunteers act.

Add light and sound effects to make it dramatic.

Bible Storyteller [after the improv-act]:

Whoa! That's some power! Remember yesterday when we asked Jesus to be the light of our lives? Well it has perks. When Jesus is our Savior, we have the Holy Spirit and all His power! We can't freeze things or fly, but God gave each one of us a talent, something we can do. At first, Elsa's power was out of control. It froze all of Arendelle! Then she learned to use her powers to do good.

How do you use your talents? With the power of the Holy Spirit, we can use our talents for good! To honor God and to tell other people about Jesus! Let's learn a new song. Get up and dance with us!

NEW SONG BY CAST

Cast comes out excitedly and encouraging attendees to get up and dance.

Cast Member:

This new song is one of the best ways we can use our talents!

Song: Tell The World

Cast Member:

You did great! Let's hear from someone who
"Tell The World" about Jesus using his/her talents!



New song? We added a new song here to throw a twist and because it works well with the Daily Focus for Days 4 and 5. However, you can always include it in the song lineup of every day.

Day 4: CHANGED BY HIS POWER

DAILY VIDEO BY EMCEE HOST

Transition right into the video. Afterwards, the Emcee Host will share a few words.

Emcee Host:

With the Holy Spirit and His power in us, we can "Tell the World" about Jesus!
We can use our talents to show our family and friends that God loves them!

FAMILY GAME BY GAME TEAM

Game: Talent Show

Use the Mickey Cards to draw at least 1 kid and 1 adult to show everyone their special talent, which they had written down on the Mickey Card.

Game Team Member 1:

Did you say talents? Have we got the perfect came for that! Where are [names of previously picked attendees]? Come on down! Remember what you wrote on your Mickey Cards? It's time for a talent show!

Rally the attendees. Play game show music. Hand out prizes.

CLOSING BY EMCEE HOST & CAST

Have the cast come out excitedly and encourage the attendees to sing and dance with them. If it's possible, you can have those who came in dressed up to join them in the front.

Song lineup:

1. "2 Corinthians 5:17"
2. "Tell The World"
3. "Let It Go"

Cast Member:

Thank you for coming to Day 4 of Family Vacation Bible Spectacular! Don't forget to pick up a Family Bag and we'll see you tomorrow for Day 5 where we'll meet Moana! Aloha everyone!

Day 5: CHANGED BY HIS PURPOSE

DAY 5 OVERVIEW

Daily Focus: Changed by His Purpose

Daily Scripture: Matthew 28:19-20

Daily Disney Character/Song: Moana "How Far I'll Go"

Daily Video: I Am Changed by His Purpose

Cast costumes: Moana characters and any of the past days' characters

OPENING BY CAST

Cast Member:

Welcome to Day 5 of Family Vacation Bible Spectacular! We're so glad you're here! Get up and sing and dance with us!

Song lineup

1. "2 Corinthians 5:17"
2. "Super Wonderful"
3. "Amen"
4. "Good Good Father"



Missing songs? Did you notice how the Song lineup does not include "How Far I'll Go," today's Disney song, or "Tell the World," the song introduced in Day 4? Don't worry! They're included later with some narration in between, but if you want to include them in the Opening and sing them again later, you can do so.

WELCOME BY EMCEE HOST

Aloha everyone! Welcome back to the last day of our Family Vacation Bible Spectacular! What a week we've had together! We've been learning how we are Changed by Christ through friendship, love, the cross, His power, and tonight, we'll find out how we are changed by His purpose.

Also tonight, we'll draw the winners of our Mickey Cards raffle. Make sure you get those back to us! It's going to be awesome! Hey, do you know how to sign "awesome" the Hawaiian way? It's called the shaka. Do this with me. Awesome!

You know who was awesome, too? Moana. She was so brave!



Customize It! You don't need to follow this script. You can also use this time to collect offering, give a challenge, etc. It's up to you!

Day 5: CHANGED BY HIS PURPOSE

BIBLE STORY BY BIBLE STORYTELLER

Bible Storyteller:

Moana reminds me a lot like the followers of Jesus. The followers of Jesus were many different things like fishermen and tax collectors. They were supposed to do one thing, like Moana was supposed to stay on the island. But Moana did not stay on the island. Her purpose changed. The followers of Jesus did not stay where they were. They left their jobs to follow Jesus and Jesus changed them by giving them a new purpose.

I'm going to need a special volunteer to help me with today's Scripture. Let's welcome Moana (or other cast member in costume).

Cast Member:

Our Scripture today is from Matthew 28:19-20. Jesus was talking and He said, "So go and make followers of all people in the world. Baptize them in the name of the Father and the Son and the Holy Spirit. Teach them to obey everything that I have told you. You can be sure that I will be with you always. I will continue with you until the end of the world."

Bible Storyteller:

Do you know what that means?



Everyone can read the Scripture together.

Cast Member:

I sure do! [to attendees] Do you know what it means? Sure you do! Get up and dance with us!

SONGS BY CAST

Cast comes out excitedly and encouraging attendees to get up and dance.

Song: Tell The World

Cast Member 1:

That's what Jesus wanted us to do. Tell the world about Him. That's our new purpose. All this week, we've been learning how we are Changed by Christ. We are changed by His purpose.

Moana Cast Member:

There was a voice inside me telling me there's something else I'm supposed to do. There's a voice inside you, too. It's the Holy Spirit! He tells you the good and right things to do. He gives you power to use your talents to tell the world about God! The question now is, how far will you go to do it?

Song: How Far I'll Go

Day 5: CHANGED BY HIS PURPOSE

DAILY VIDEO BY EMCEE HOST

Transition right into the video. After showing the video, the Emcee Host will share a few words.

Emcee Host:

It can be scary to listen to the voice of God inside. Moana was scared to leave and we can be scared to do what God tells us to do. Maybe He's telling you to make friends with the new kid in school. Maybe He's telling you to tell your friend about Jesus or invite them to church. Maybe, God's telling you to go somewhere far and tell the people there that He loves them.

When the voice of God inside you tells you to go, go! Listen and don't give up.
Amazing things will happen!

FAMILY GAME BY GAME TEAM

Game: Raffle

Place all the Mickey Cards in a decorative box to draw raffle winners. Don't lose these cards! Use them to follow-up with the attendees.

Game Team Member 1:

Did someone say amazing things will happen?!?

Game Team Member 2:

Amazing things are about to happen right now! [to attendees] To you! We're drawing the winners of our Mickey Cards raffle! Are you ready?

Rally the attendees. Play game show music. Make it exciting!

Day 5: CHANGED BY HIS PURPOSE

CLOSING BY EMCEE HOST & CAST

Have the cast come out excitedly and encourage the attendees to sing and dance with them. If it's possible, you can have those who came in dressed up to join them in the front.

Cast Member:

Congratulations to all our winners! If you didn't win, don't worry! We have one last Family Bag for you to take home today. Pick one up, but before you leave, sing and dance with us!

Song lineup:

1. "How Far I'll Go"
2. "Hakuna Matata"
3. "Be Our Guest"
4. "You've Got a Friend in Me"
5. "Let It Go"
6. "I See The Light"
7. "Tale As Old As Time"

Cast Member:

Thank you for joining us this week for Family Vacation Bible Spectacular, where are are --

All Cast:

Changed by Christ!

Cast Member:

Aloha and goodnight everyone!

Play music and take lots of pictures! Spend some time in fellowship with your attendees. This is a great time to get to know them better and invite them to future events.



End well. Sing the fast Disney songs first and do the closing during the slow songs so you're not spending a long time singing the Disney songs. You can also close first and sing the songs last.

Daily Videos

The "I Am Changed" Daily Videos are styled after the "I Am Second" videos you can find on YouTube. They are interview-storytelling type of videos where attendees hear from other Christians about how they were changed by friendship, love, the Cross, God's power, and God's purpose.



Change the questions!

Go ahead! You can come up with your own questions different from the ones below. It's up to you! A good idea is to interview people from your church and let your attendees get to know them in a different way.

OVERVIEW

Each video should be five to ten minutes long.

Day 1: I Am Changed by Friendship

Day 4: Changed by His Power

Day 2: I Am Changed by Love

Day 5: Changed for His Purpose

Day 3: I Am Changed by the Cross

Day 1: I Am Changed By Friendship

Interviewees: 2 friends who are both Christian

Questions, ask individually:

1. How long have you been a Christian and how did you become a Christian?
2. How has God been a friend to you? How has that changed you?
3. How did you meet your friend?

Questions, ask together:

1. What do you both like to do together?
2. How has your friendship with each other change you?
3. How have you been changed with having a Christian friend?
How do you help each other with your faith?

Day 2: I Am Changed by Love

Interviewees: married couple with a child/children

Questions, ask individually:

1. How has God's love changed you personally?
2. How did you know you fell in love with your spouse?

Questions, ask together:

1. How has loving each other changed you?
2. How has having a child changed you? What did it teach you about love or about God's love?

Daily VIDEOS

Day 3: I Am Changed by the Cross

Interviewee: one person

Questions:

1. What was your life like before accepting Jesus as your Savior?
2. How did you know you need to change? How did you know you needed Jesus?
3. How were you saved? What does the Cross mean to you? How did it change your life?
4. How did your life change after accepting Jesus as your Savior?
5. If you can tell others only one thing about Jesus, what would it be?

Day 4: I Am Changed by His Power

Interviewee: one person with an uncommon talent/skill/job/career that he/she uses for God

Questions:

1. What's your talent/skill/job/career? What do you love about it?
2. Have you ever used or been in your talent/skill/job/career before being a Christian? What was it like?
3. How did you realize you can use your talent/skill/job/career for God? What happened? How did your life change when you started to use your talent/skill/job/career for God?
4. What are any challenges you face using your talent/skill/job/career for God? What do you do when you have these challenges?
5. What's the best thing about using your talent/skill/job/career for God?

Day 5: I Am Changed by His Purpose

Interviewee: one person working in the ministry

Questions:

1. What did you want to be when you were little? What job/career did you think you would have?
2. What do you actually do now? What's your job title and what are a few of your responsibilities?
3. How did you know God called you into the ministry? How did you know it was God?
4. How did His calling change your life? What challenges have you faced or still face?
5. What's the best thing about following God's purpose for you?

Family BAGS

These are optional!

Family Bags are goody bags attendees take home each day, one per family. Their goal is to continue the conversation at home. Each bag contains:

1. Family devotion that relates to the Daily Focus
2. Object lesson or small craft that relates to the family devotion
3. Announcements or reminders

If this is your first time offering VBS without crafts - which is a shocker to most! - Family Bags may help with the transition.

OVERVIEW

Day	Family Devotion	Object Lesson or Craft
1	Good Samaritan: Are You My Neighbor?	Water Bottle Labels
2	Birth of Jesus: From Heaven to Earth	Love Notes
3	John 3:16: I Love You This Much	Sticky Cross
4	Parable of the Talents: Look What I Can Do!	Pipe Cleaner Creations
5	Jeremiah 29:11: Dreaming God-Sized Dreams	Wordless Bead Bracelets



Change it up!

You can change the object lesson or craft. You can look through Pinterest, look through your extra materials from past events, or scour for sales and clearances.

ARE YOU MY NEIGHBOR?

Hi there! This is your Family Devotion. Gather together to read God's Word, talk about it a little, and do a fun craft. You can do this during breakfast or dinner, at home or the park, or wherever and whenever as long as you do it together!

STEP 1: READ IT!

Luke 10:25-37

No Bible? No problem!
You can download the free
Bible App or visit
Biblegateway.com.

STEP 2: TALK ABOUT IT!

1. Who do we love to get eternal life?
2. Who was a neighbor to the man who got hurt?
3. Why was he a good neighbor?
4. What does it mean to be a good neighbor?
5. Who is our neighbor?

STEP 3: RELATE IT!

We have neighbors next door, but everyone is our neighbor, too. Being a good neighbor means being kind and helpful to other people. That's also what it means to be a good friend!

In VBS, we heard how we are changed by friendship. Good friends make our lives better. We can be a good friend to other people and make their lives better.

What are some ways we can be a good friend or a good neighbor to people who need help?

STEP 4: MAKE IT!

Since it's summer and hot, one way to meet a need of someone else is by giving them water. Decorate the water bottle labels and tape them to water bottles. Encourage your child to hand them out to people who may be thirsty like a homeless person, the mail or delivery person, the garbage truck person, sign spinners, or store clerks.

Jesus stood up and said in
a loud voice, "If anyone is
thirsty, let him come to me
and drink." (John 7:37)

Jesus stood up and said in
a loud voice, "If anyone is
thirsty, let him come to me
and drink." (John 7:37)

Jesus stood up and said in
a loud voice, "If anyone is
thirsty, let him come to me
and drink." (John 7:37)

Jesus stood up and said in
a loud voice, "If anyone is
thirsty, let him come to me
and drink." (John 7:37)

Jesus stood up and said in
a loud voice, "If anyone is
thirsty, let him come to me
and drink." (John 7:37)

FROM HEAVEN TO EARTH

Hi there! This is your Family Devotion. Gather together to read God's Word, talk about it a little, and do a fun craft. You can do this during breakfast or dinner, at home or the park, or wherever and whenever as long as you do it together!

STEP 1: READ IT!

Luke 2:2-20 and
Matthew 2:1-12

No Bible? No problem!
You can download the free
Bible App or visit
Biblegateway.com.

STEP 2: TALK ABOUT IT!

1. Where was Jesus born?
2. Who did the angels tell about Jesus?
3. Who gave Jesus gifts?
4. Why did the wise men come? (See Matthew 2:2)
5. Who did the angel say Jesus is?
(See Luke 2:10-11)

STEP 3: RELATE IT!


Do you know which holiday we celebrate to remember the birth of Jesus? It's Christmas! On Christmas, we remember Jesus as a baby, but He wasn't always a baby and He didn't always live on Earth. Jesus is God and He lived in Heaven first.

In VBS, we learned how we are changed by love. Jesus was changed by love, too! He loves us so much, He changed into a baby and left Heaven to come to Earth.

That's how Jesus showed us He loves us. How can we show our love for other people?

STEP 4: MAKE IT!

Show your love for each other by making love notes. Fill out the hearts with special messages that are encouraging to your family like "Mom has the best smile" or "Johnny is great at sports" or "My family is helpful to everyone." Place these notes in a jar and pull one or two out every dinner time and read it out loud for all to hear!



I LOVE YOU THIS MUCH

Hi there! This is your Family Devotion. Gather together to read God's Word, talk about it a little, and do a fun craft. You can do this during breakfast or dinner, at home or the park, or wherever and whenever as long as you do it together!

STEP 1: READ IT!

John 3:16 (NIV)

"For God so loved the world that he gave his one and only Son, that whoever believes in him shall not perish but have eternal life."

STEP 2: TALK ABOUT IT!

1. Who is God's only Son?
(Answer: Jesus)

2. How did God give Jesus to the world? (Answer: by sending Jesus to Earth to die on the cross)

3. If we believe in Jesus, where do we spend our eternal life? (Answer: in Heaven with God)

Family Challenge:
Memorize John 3:16

STEP 3: RELATE IT!

On Christmas, we remember Jesus being born. On which holiday do we remember Him dying on the cross? It's on Easter! On Easter, we remember what John 3:16 tells us.

In VBS, we heard how we are changed by the cross. That happens when we believe what Jesus did on the cross. He gave His life so we can have eternal life in Heaven.


After 3 days Jesus came back to life! Today, we can look at the cross to remind us how much God loves us.

Family Game: Use a measuring tape to find out how long everyone's wingspan is!

STEP 4: MAKE IT!

Use glue to decorate the cross with pieces of gift tissue paper, construction paper, yarn, beads, sequins, and other craft materials.

Just like this sticky cross, God's love for us is sticky, too! We're stuck with God's love!



Look What I Can Do!

Hi there! This is your Family Devotion. Gather together to read God's Word, talk about it a little, and do a fun craft. You can do this during breakfast or dinner, at home or the park, or wherever and whenever as long as you do it together!

STEP 1: READ IT!

Matthew 25:14-29

No Bible? No problem!
You can download the free
Bible App or visit
Biblegateway.com.

STEP 2: TALK ABOUT IT!

1. What did the good and faithful servants do?
2. What did the lazy and wicked servant do?
3. What is a parable?
(Answer: a story that means something else)
4. What do you think this story means?
5. How can we be good and faithful servants?

STEP 3: RELATE IT!

There are many things we can do because God made us unique and special. He gave us different gifts and talents like the master in the Bible story gave his servants bags of money.

Like the good and faithful servants, it's our job to use our gifts and talents for good. In VBS, we saw how we are changed by God's power. The Holy Spirit's power helps us use our gifts and talents to tell others about Jesus.

Make a list of your family's gifts and talents.

How can we use these gifts and talents to help other people and tell them that God loves them very much?

Write your answers and do at least one!

STEP 4: MAKE IT!

Give each person a pipe cleaner. Set a timer for 3 minutes. Each person has 3 minutes to make anything they want out of the pipe cleaner. Show your different creations. They are unique like how God made you unique!

**TALENTS AND GIFTS
IN OUR FAMILY**

**WAYS TO USE OUR TALENTS
& GIFTS FOR GOD AND OTHERS**



DREAMING GOD-SIZED DREAMS

Hi there! This is your Family Devotion. Gather together to read God's Word, talk about it a little, and do a fun craft. You can do this during breakfast or dinner, at home or the park, or wherever and whenever as long as you do it together!

STEP 1: READ IT!

Jeremiah 29:11 (NIV)

"For I know the plans I have for you," declares the Lord, "plans to prosper you and not to harm you, plans to give you hope and a future."

STEP 2: TALK ABOUT IT!

1. Who has plans for you?
2. What kind of plans does God have for you?
3. What are your plans for yourself?
4. Do your plans match with God's plans for you?
5. What do you guess God's plans for you are? Let your imagination fly!

STEP 3: RELATE IT!

What do you want to be when you grow up? If you can do any job, what job would you do?

Jeremiah 29:11 tells us that God has amazing plans for us. In VBS, we learned that we are changed by God's purpose. That means God's plans for us changes us and changes our plans for ourselves because His plans are so much better than what we can come up with!

One of God's purposes for us is to go into the world and tell other people about Him. How do you think you would do that? How can we do that as a family?

Listen to the song "A Million Dreams" from the movie "The Greatest Showman."

We can dream of a million God-sized dreams, big and amazing dreams from God. What are some of your God-sized dreams?

STEP 4: MAKE IT!

Follow the instructions to make two wordless bead bracelets. Keep one for your family and give the other to someone who needs to know Jesus loves and can save him/her.

INSTRUCTIONS: WORDLESS BEAD BRACELET

The Wordless Bead Bracelet is a variation of the Wordless Book, an evangelism tool used to help you to talk to people about Jesus. To make the bracelet:

1. String the beads on a cord or yarn in this order: yellow, black, red, white, and green.
2. Tie knots at the ends of the yellow and green beads to keep all five beads in place.
3. Measure the cord or yarn to fit your wrist and knot the loose ends together. You can also make the knots in the picture to make the bracelet adjustable.
4. To use the bracelet, tell the story below.



Each color bead on this bracelet has a special meaning. Yellow stands for heaven. God loves us and wants us to be with Him in Heaven.

But because we're sinners, we cannot be with God in Heaven. This dark bead reminds us of sin, the darkness we're in, and how when we do something wrong, we need to face the consequences and punishment for it.

Red stands for the blood of Jesus. By dying on the cross, Jesus took the punishment of our sins so we don't have to. The good news is Jesus didn't stay dead. He showed His power over death by coming back to life.

When we believe in Jesus and accept Him as our Savior, we become clean from sin. It frees us to have a relationship with God and be with Him in heaven. This clean bead reminds us that our slates are wiped clean.

This last green bead stands for growth. It reminds us to grow in our relationship with Jesus.

DESIGN & COSTUME IDEAS

You don't need to break the bank with set design, costumes, and props. Kidmin people are great at sourcing what we need, but here are some of the things we did to inspire you.

Costumes

Borrow

The best way to save money on costume is to borrow them! I personally bought princess dresses and other costumes that I lent to my volunteers to use. Ask around and borrow what you can.

Buy or Rent

If you can rent costumes, great! If you buy them, the cheapest is Walmart when the Halloween costumes go on sale. Be quick, though, since they run out fast! I was able to buy a Jessie costume in Walmart this way, as well as a generic lion costume (mane, tail, paws). Target may also have some costumes, but they don't have as many Disney costumes for adults. I found the Beast head mask and Chip costume from Target. The Chip costume was for kids and I was going to re-sew it to fit adults, but it fit one of my volunteers as is. Their stock runs out fast as well. The next cheapest place to go to is Amazon. Double and triple check the sizing because some are made in other countries where sizing is different. The ones I bought turned out great, though.

Make

I went to Pinterest for DIY costume ideas. This is where I found the ideas to make the Toy Story aliens headband, Jesse's red hair braid, and the Olaf costume (I used the same process of making Olaf to making other costumes such as Beauty & the Beast characters). I bought most materials from the Dollar Tree.

Most used materials for DIY Costumes:


- Glue gun and glue sticks
- Poster boards, foam boards
- Clear packing tape
- Paint and paint brushes
- Scissors
- Cardstock printer paper
- Construction paper
- Dollar Tree tiara made from cardboard and foil (there's 3 or 4 in a pack)

DESIGN & COSTUME IDEAS

Jessie's red hair braid is made from red yarn, elastic hair band, and yellow ribbon. I cut many, many strands of yarn and divided them into three sections, securing each section in an elastic hair band. I put my hair up with bobby pins and added the braid to it. The hat is from Amazon.



The alien headband is made from a headband from the dollar tree, green felt, green pipe cleaner, white foam balls, and black construction paper. I glued everything together using a glue gun.



The head pieces are glued to the cardboard tiaras from the Dollar Tree. Lumiere's lights are tea lights glued to a headband and two foam cups. I made holes in the cups to make the on/off switch accessible. Mrs. Potts and Cogsworth are made from poster board and clear packing tape (two strips taped together to make a looped band that hangs around the neck).

Olaf is made the same way, but I included a back piece. His face is made from a cap from the Dollar Tree, construction paper for the eyes, orange foam for the nose, cardstock for the teeth, and brown pipe cleaner for that twiggy hair.

I made a lot of headpieces by printing the characters' heads from images found online on cardstock printer paper and hot gluing it to the tiaras. I also used plastic hats from the Dollar Tree along with the tiaras, but we switched to tiaras because the hats became too hot under the stage lights.

You can see the top part of Hei Hei's yellow and green body. The shirts are from the Dollar Tree. I cut the yellow shirt in a jagged pattern and it's worn layered above the green shirt (the hem was also cut in a jagged pattern).



DESIGN & COSTUME IDEAS

Set Design & Props

The tricky part about set design is figuring out how to include all of the Disney characters' worlds in one stage. I have an amazing volunteer who just does VBS decorations and together, we were able to figure it out. We don't have a dedicated children's large group space/stage so we were in the sanctuary and worked around the space we had. We also repurposed a lot of things we already had, borrowed many things, and made more out of cardboard, tape, and paint.

You can see from the pictures that you don't need a big budget or a construction team to make a set that works. If you have them, great! If you don't, you can still make something amazing!



For the picture above, we moved Moana's boat to make it fit, but it was originally all the way to the right of the picture. The flow went like this: Frozen, Beauty & the Beast, Rapunzel, Toy Story, Lion King, and Moana. All the way in the back was a forest night scene backdrop from OrientalTrading.com.

We hung Rapunzel's lanterns from the ceiling. I found a printable lantern design online and used twine to hang them. Beside the lanterns are flags that has each day's focus on it, printed on 11x17 paper. Rapunzel's tower was up front hiding a support bean. There were lanterns hanging down next to it, made from a hanging decoration ball thing that my volunteer brought in. We put tea lights in the balls and covered it with the paper lantern design.

Elsa's mountain was made from a photography backdrop (donated) and draped with white plastic tablecloth from the Dollar Tree. It's held up by photo backdrop beams and a ladder. Anna's sled is made from cardboard held up by two chairs.

Moana's boat was made from cardboard, dowel roads, and a plastic yellow tablecloth from the Dollar Tree. We also placed Hawaiian sarongs, bamboo beach mats, wooden bowls, and baskets around it on the "shore" (not pictured).

Belle's reading nook is made from partition doors (donated). We added a chair and a small table with a stack of books. You could also paint a bookshelf to represent the library instead of doing a reading nook.

The rocks and leaves were from last Easter (Jesus' tomb was taken apart!) made from cardboard and paint. Pride Rock (not pictured) was made from the keyboards (we have two, one above the other) covered with black tablecloth. We put a picture of Simba on it. You could use a stuffed toy if you have it!

DESIGN & COSTUME IDEAS

Set Design & Props

Pictured below, you can see the backdrop (it was a little short so we added white tablecloth at the bottom), Belle's reading nook, the Beauty & the Beast rose, and the Toy Story claw machine. There's also an sign that says, "Changed by Christ" hanging from a stepladder covered with purple cloth. That cloth and the ones draped on the partition door, the white column, and the small table with books were from old dance performances, but you can find them in fabric stores.



The Claw Machine was a foldable dinner table with a cardboard lid on it and covered with green tablecloth. The aliens were made from balloons with paper eyes and taped down.

The rose was made from crepe ribbon. The case was borrowed from a volunteer. The books were mine. The white column was found in the church storage.

Most of our props were borrowed or made from cardboard. We used dowel rods wrapped in brown paper to make the paddle from Moana, and foam board to make Maui's hook.

Moana's costume was made from cut up shirts and drawn with Sharpie markers. The grass hula skirt is a table skirt from Target, wrapped around multiple times.

Other props included a big Etch-a-Sketch from cardboard (pictured in previous page, that rectangular thing with a red border), a small frying pan for Rapunzel and flowers in her hair. Both from the Dollar Tree.



Raffle Prizes

Our prizes included Mickey ears and Disney board games from Amazon, and different Disney-themed prize packs made from Disney items from the Dollar Tree. For the couple's dance-off prize (Day 2), I bought a music box from Amazon that played "Tale As Old As Time." I wanted to stick with the Disney theme for prizes and found a lot in the Dollar Tree.